

RANIGANJ GIRLS' COLLEGE
Searsole Rajbari-713358

STUDENTS SATISFACTION SURVEY REPORT

An Online Student Satisfaction Survey was conducted through Google Form. Total student participants were 314. All participant were females, age ranging from 21 to 23 years. About 89.2 per cent were undergraduate students and 10.8 per cent were post-graduate students. About 69.7 per cent of the student participants were from Arts, 14.6 per cent were from Science and 15.6 per cent were from Commerce. Students Satisfaction were based on 21 parameters which are as follows:

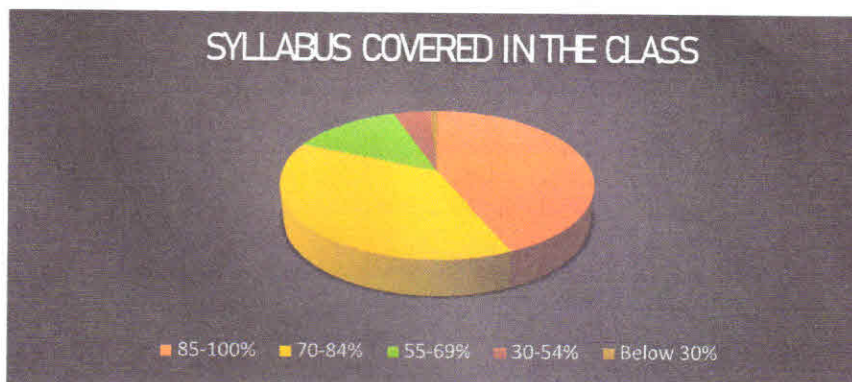
1) SYLLABUS COVERED IN THE CLASS

Students response in the online survey has revealed the following results (Table No.1 and Figure No.1)

Table No.1

| Syllabus Covered in the Class | % of students |
|-------------------------------|---------------|
| 85-100% | 43.3 |
| 70-84% | 37.9 |
| 55-69% | 13.4 |
| 30-54% | 4.5 |
| Below 30% | 1.0 |

Figure No.1



2) TEACHERS PREPARATION FOR THE CLASSES

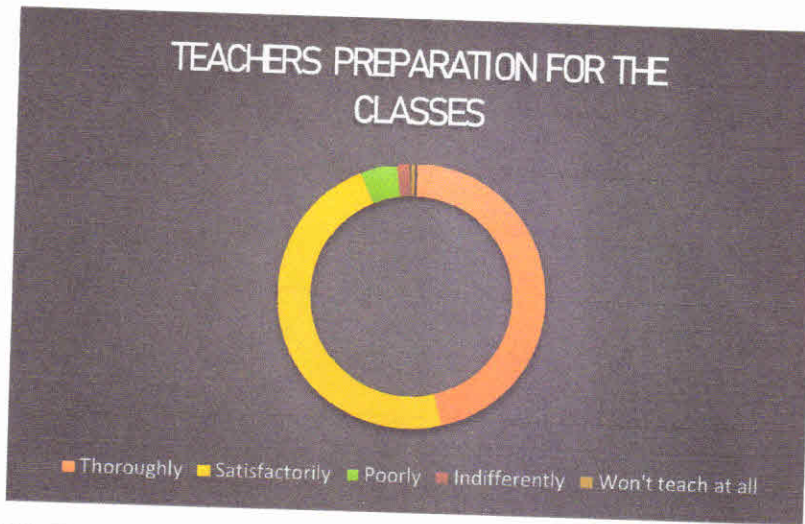
Students response in the online survey has revealed the following results (Table No.2 and Figure No.2)

Table No.2

| Teachers preparation for the class | % of students |
|------------------------------------|---------------|
| Thoroughly | 45.9 |
| Satisfactorily | 47.5 |
| Poorly | 4.5 |
| Indifferently | 1.6 |
| Won't teach at all | 0.6 |

Chhalie De
Principal
Raniganj Girls' College
P.O.Searsole Rajbari-713358
Dist-Paschim Bardhaman,(W.B.)

FigureNo.2



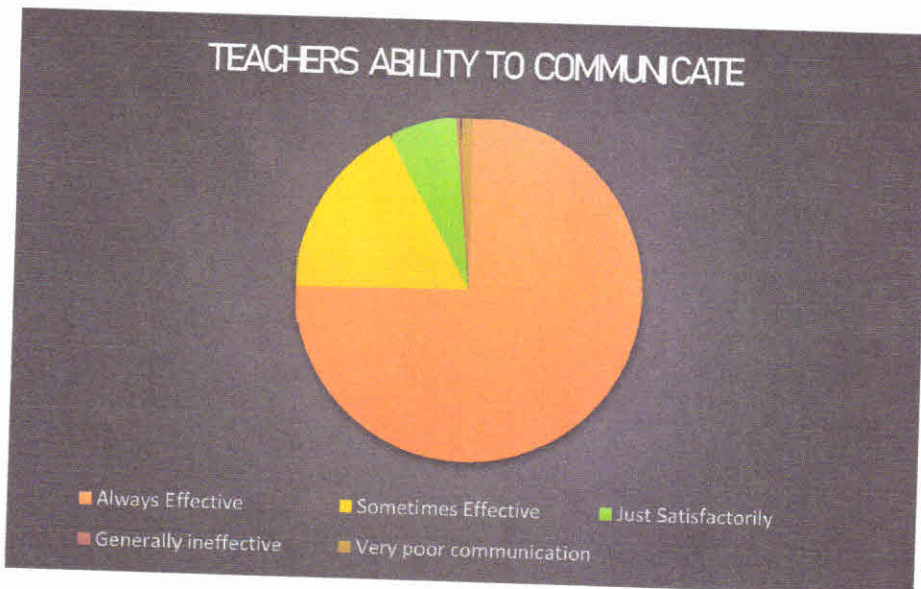
3) **TEACHERS ABILITY TO COMMUNICATE**

Students response in the online survey has revealed the following results (Table No.3 and Figure No.3)

Table No.3

| Teachers Ability to communicate | % of students |
|---------------------------------|---------------|
| Always Effective | 74.8 |
| Sometimes Effective | 17.2 |
| Just Satisfactorily | 6.4 |
| Generally ineffective | 0.3 |
| Very poor communication | 1.3 |

Figure No.3



Chhahi De
Principal
Raniganj Girls' College
P.O.Searsole Rajbari-713358
Dist-Paschim Bardhaman, (W.B.)

4) TEACHERS APPROACH TO TEACHING

Students response in the online survey has revealed the following results (Table No.4 and Figure No.4)

Table No.4

| Teachers Approach to Teaching | % of students |
|-------------------------------|---------------|
| Excellent | 47.8 |
| Very Good | 42.4 |
| Good | 8.3 |
| Fair | 1.3 |
| Poor | 0.3 |

Figure No.4



5) FAIRNESS OF THE INTERNAL EVALUATION PROCESS BY THE TEACHERS

Students response in the online survey has revealed the following results (Table No.5 and Figure No.5)

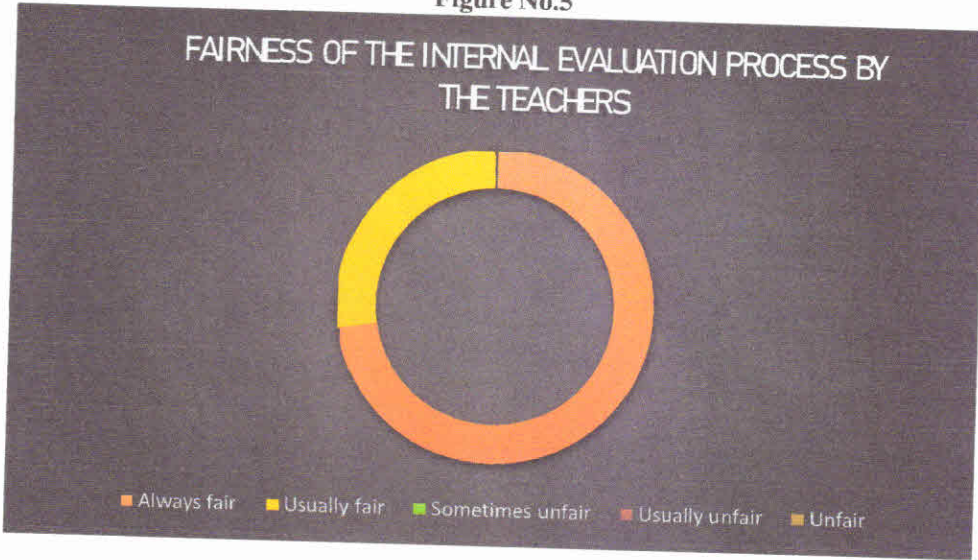
Table No.5

| Fairness of the internal evaluation | % of students |
|-------------------------------------|---------------|
| Always fair | 72.3 |
| Usually fair | 27.4 |
| Sometimes unfair | 0.3 |
| Usually unfair | 0 |
| Unfair | 0 |

Chhalie De

Principal
Raniganj Girls' College
P.O.Searsole Rajbari-713358
Dist-Paschim Bardhaman,(W.B.)

Figure No.5



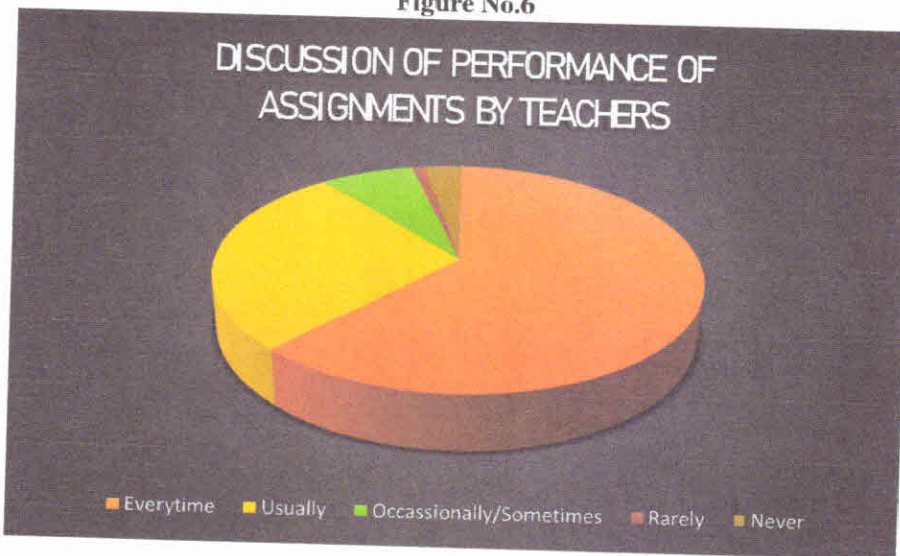
6) **DISCUSSION OF PERFORMANCE OF ASSIGNMENTS BY TEACHERS**

Students response in the online survey has revealed the following results (Table No.6 and Figure No.6)

Table No.6

| Discussion of performance of assignments by teachers | % of students |
|--|---------------|
| Every time | 61.5 |
| Usually | 27.4 |
| Occasionally /Sometimes | 7.3 |
| Rarely | 1.0 |
| Never | 2.9 |

Figure No.6



Chhale De
Principal
Raniganj Girls' College
P.O.Searsole Rajbari-713358
Dist-Paschim Bardhaman,(W.B.)

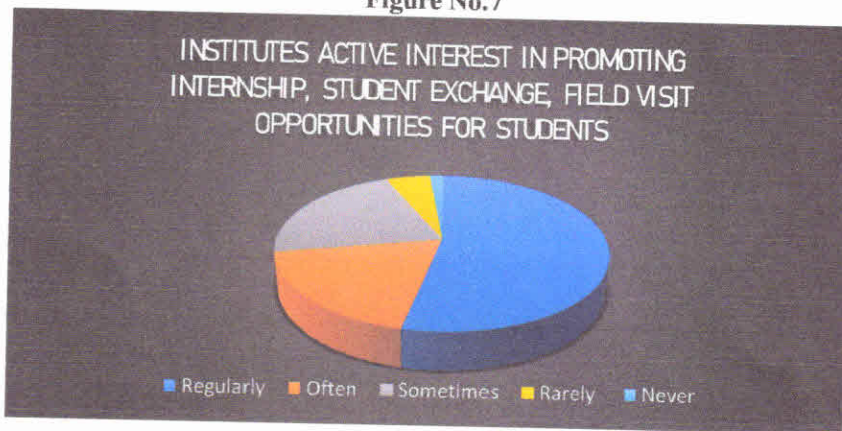
7) INSTITUTES ACTIVE INTEREST IN PROMOTING INTERNSHIP. STUDENT EXCHANGE, FIELD VISIT OPPORTUNITIES FOR STUDENTS

Students response in the online survey has revealed the following results (Table No.7 and Figure No.7)

Table No.7

| Institutes active interest in promoting internship, student exchange, field visit opportunities for students | % of students |
|--|---------------|
| Regularly | 53.2 |
| Often | 18.5 |
| Sometimes | 21.7 |
| Rarely | 5.1 |
| Never | 1.6 |

Figure No.7



8) INSTITUTES TEACHING AND MENTORING PROCESS FACILITATES IN COGNITIVE, SOCIAL AND ECONOMIC GROWTH

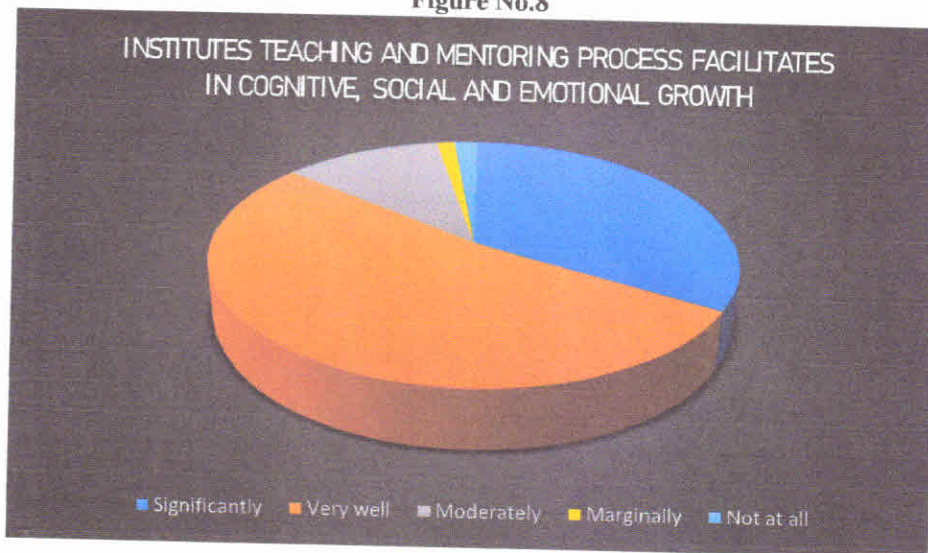
Students response in the online survey has revealed the following results (Table No.8 and Figure No.8)

Table No.8

| Institutes teaching and mentoring process facilitates in cognitive, social and economic growth | % of students |
|--|---------------|
| Significantly | 33.1 |
| Very well | 52.5 |
| Moderately | 11.7 |
| Marginally | 1.3 |
| Not at all | 1.6 |

Chhalie De
Principal
 Raniganj Girls' College
 P.O.Searsole Rajbari-713358
 Dist-Paschim Bardhaman, (W.B.),

Figure No.8



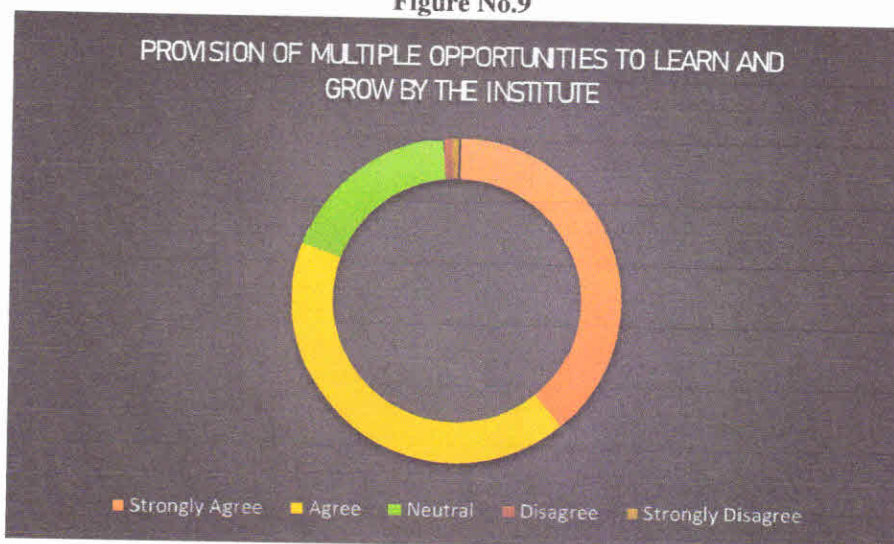
9) PROVISION OF MULTIPLE OPPORTUNITIES TO LEARN AND GROW BY THE INSTITUTE

Students response in the online survey has revealed the following results (Table No.9 and Figure No.9)

Table No.9

| Provision of multiple opportunities to learn and grow by the institute | % of students |
|--|---------------|
| Strongly Agree | 38.9 |
| Agree | 41.7 |
| Neutral | 17.8 |
| Disagree | 1.0 |
| Strongly Disagree | 0.6 |

Figure No.9



Chhabu De
Principal
Raniganj Girls' College
P.O.Searsole Rajbari-713358
Dist-Paschim Bardhaman,(W.B.)

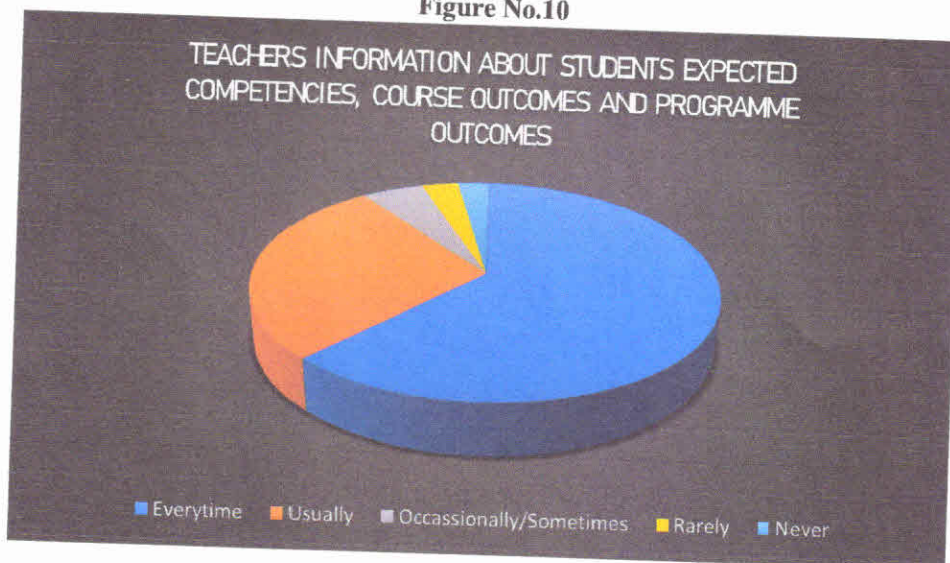
10) TEACHERS INFORMATION ABOUT STUDENTS EXPECTED COMPETENCIES, COURSE OUTCOMES AND PROGRAMME OUTCOMES

Students response in the online survey has revealed the following results (Table No.10 and Figure No.10)

Table No. 10

| Teachers information about students expected competencies, course outcomes and programme outcomes | % of students |
|---|---------------|
| Every time | 61.8 |
| Usually | 27.7 |
| Occasionally/Sometimes | 5.1 |
| Rarely | 2.9 |
| Never | 2.5 |

Figure No.10



11) MENTOR'S NECESSARY FOLLOW-UP WITH STUDENTS ASSIGNED TASK

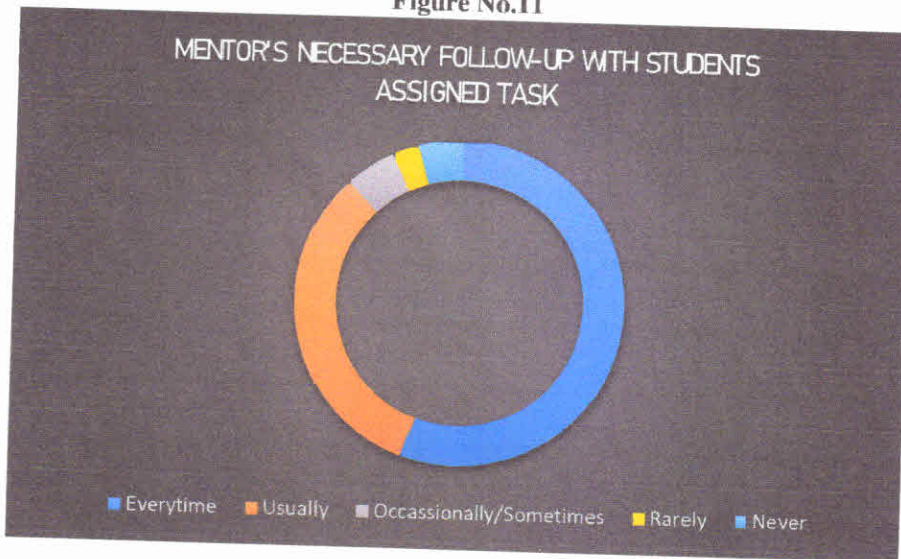
Students response in the online survey has revealed the following results (Table No.11 and Figure No.11)

Table No.11

| Mentor's necessary follow-up with students assigned task | % of students |
|--|---------------|
| Every time | 55.4 |
| Usually | 32.5 |
| Occasionally/Sometimes | 5.1 |
| Rarely | 2.5 |
| Never | 4.5 |

Chhalide
Principal
Raniganj Girls' College
P.O.Searsole Rajbari-713358
Dist-Paschim Bardhaman,(W.B.)

Figure No.11



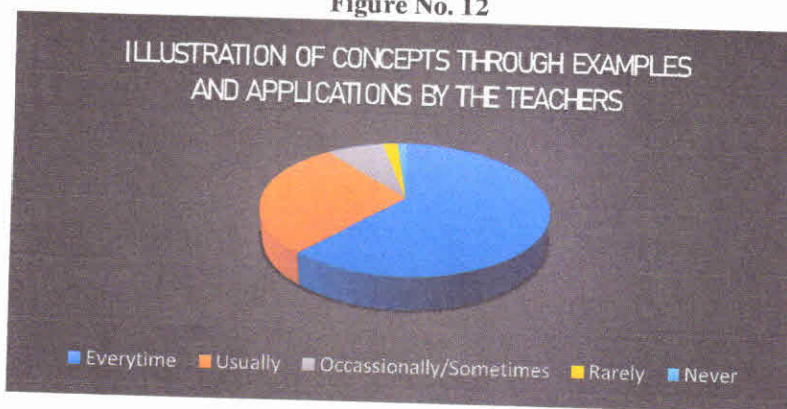
12) ILLUSTRATION OF CONCEPTS THROUGH EXAMPLES AND APPLICATIONS BY THE TEACHERS

Students response in the online survey has revealed the following results (Table No.12 and Figure No.12)

Table No.12

| Illustration of concepts through examples and applications by the teachers | % of students |
|--|---------------|
| Every time | 61.1 |
| Usually | 28.0 |
| Occasionally/Sometimes | 7.6 |
| Rarely | 1.9 |
| Never | 1.3 |

Figure No. 12



Chhabi De
Principal
 Raniganj Girls' College
 P.O.Searsole Rajbari-713358
 Dist-Paschim Bardhaman,(W.B.)

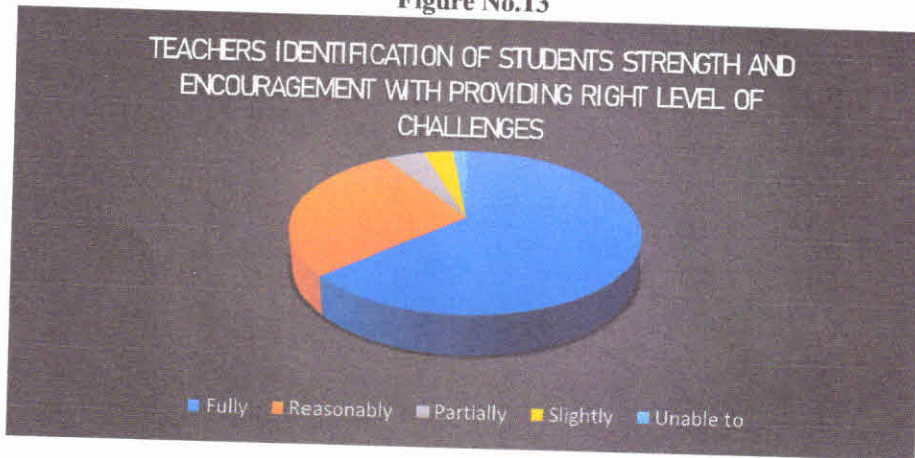
13) TEACHERS IDENTIFICATION OF STUDENTS STRENGTH AND ENCOURAGEMENT WITH PROVIDING RIGHT LEVEL OF CHALLENGES

Students response in the online survey has revealed the following results (Table No.13 and Figure No.13)

Table No.13

| Teachers identification of students strength and encouragement with providing right level of challenges | % of students |
|---|---------------|
| Fully | 63.1 |
| Reasonably | 27.7 |
| Partially | 4.5 |
| Slightly | 3.2 |
| Unable to | 1.6 |

Figure No.13



14) TEACHERS ABILITY TO IDENTIFY STUDENTS WEAKNESS AND HELPING THEM OVERCOME THE SAME

Students response in the online survey has revealed the following results (Table No.14 and Figure No.14)

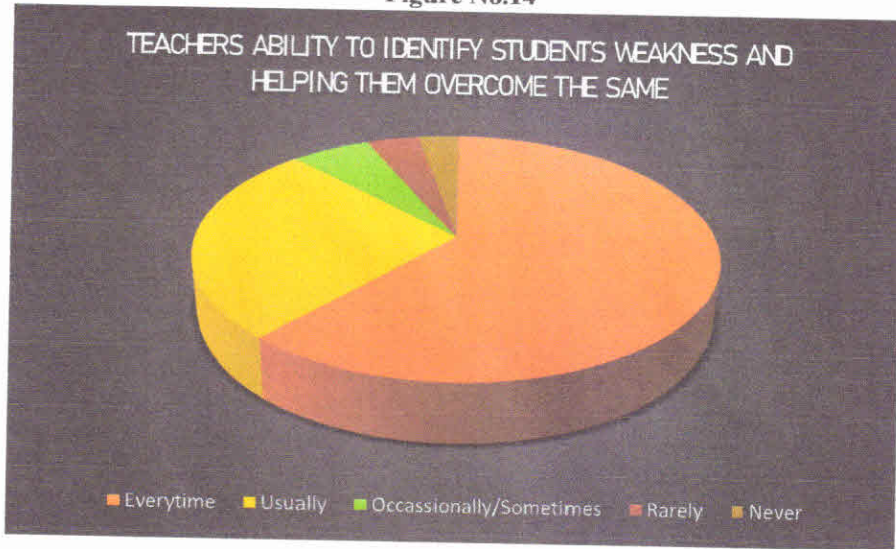
Table No. 14

| Teachers ability to identify students weakness and helping them overcome the same | % of students |
|---|---------------|
| Every time | 61.1 |
| Usually | 26.4 |
| Occasionally/Sometimes | 5.7 |
| Rarely | 3.8 |
| Never | 2.9 |

Chhalide

Principal
Ranganj Girls' College
P.O.Searsole Rajbari-713358
Dist-Paschim Bardhaman,(W.B.)

Figure No.14



15) INSTITUTIONS EFFORT TO ENGAGE STUDENTS IN THE MONITORING, REVIEW AND CONTINUOUS QUALITY IMPROVEMENT OF THE TEACHING LEARNING PROCESS

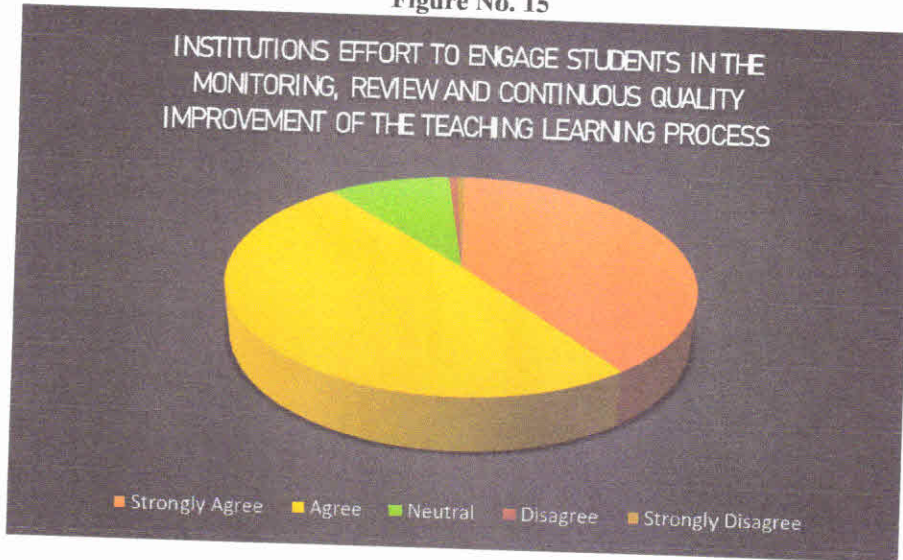
Students response in the online survey has revealed the following results (Table No.15 and Figure No.15)

Table No. 15

| Institutions effort to engage students in the monitoring, review and continuous quality improvement of the teaching learning process | % of students |
|--|---------------|
| Strongly Agree | 39.8 |
| Agree | 49.0 |
| Neutral | 9.9 |
| Disagree | 0.6 |
| Strongly Disagree | 0.6 |

Chhali De
Principal
Raniganj Girls' College
P.O.Searsole Rajbari-713358
Dist-Paschim Bardhaman,(W.B.)

Figure No. 15



16) USE OF STUDENT-CENTRIC METHODS FOR ENHANCING LEARNING EXPERIENCE BY THE INSTITUTE/TEACHERS

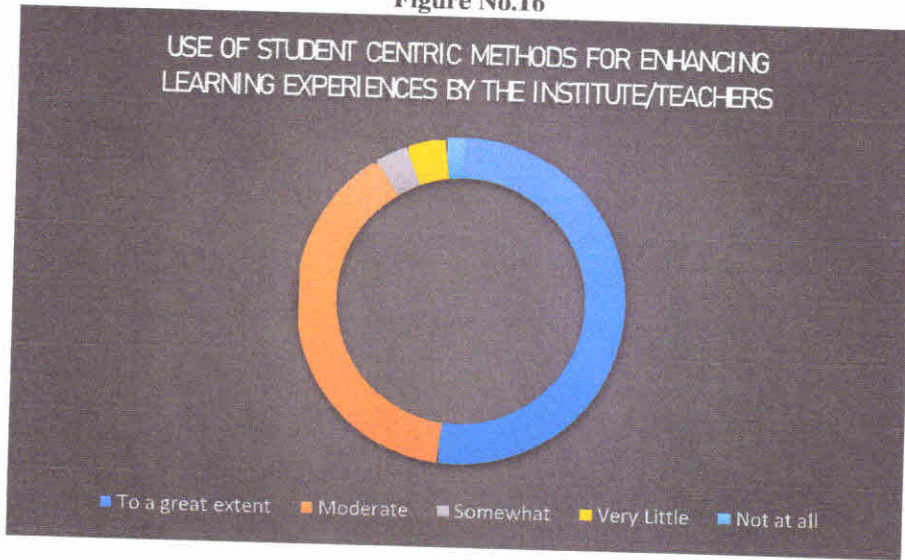
Students response in the online survey has revealed the following results (Table No.16 and Figure No.16)

Table No. 16

| Use of student-centric methods for enhancing learning experience by the institute/teachers | % of students |
|--|---------------|
| To a great extent | 51.9 |
| Moderate | 39.2 |
| Somewhat | 3.2 |
| Very Little | 3.8 |
| Not at all | 1.9 |

Chhali De
Principal
Raniganj Girls' College
P.O.Searsole Rajbari-713358
Dist-Paschim Bardhaman,(W.B.)

Figure No.16



17) TEACHERS ENCOURAGEMENT IN PARTICIPATION IN EXTRA-CURRICULAR ACTIVITIES

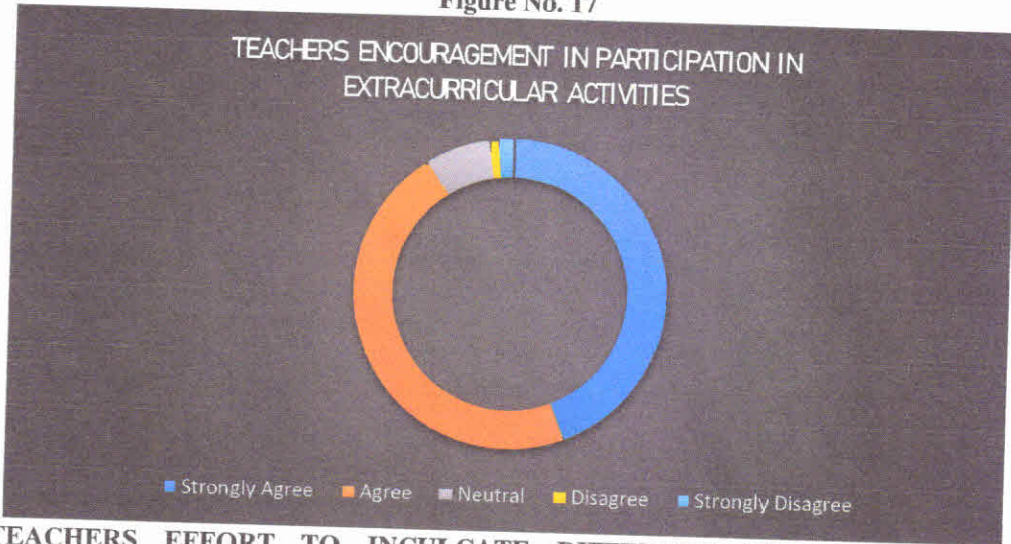
Students response in the online survey has revealed the following results (Table No.17 and Figure No.17)

Table No. 17

| Teachers encouragement in participation in extra-curricular activities | % of students |
|--|---------------|
| Strongly Agree | 43.9 |
| Agree | 46.8 |
| Neutral | 6.7 |
| Disagree | 1.0 |
| Strongly Disagree | 1.6 |

Chhabi De
Principal
Raniganj Girls' College
P.O.Searsole Rajbari-713358
Dist-Paschim Bardhaman, (W.B.)

Figure No. 17

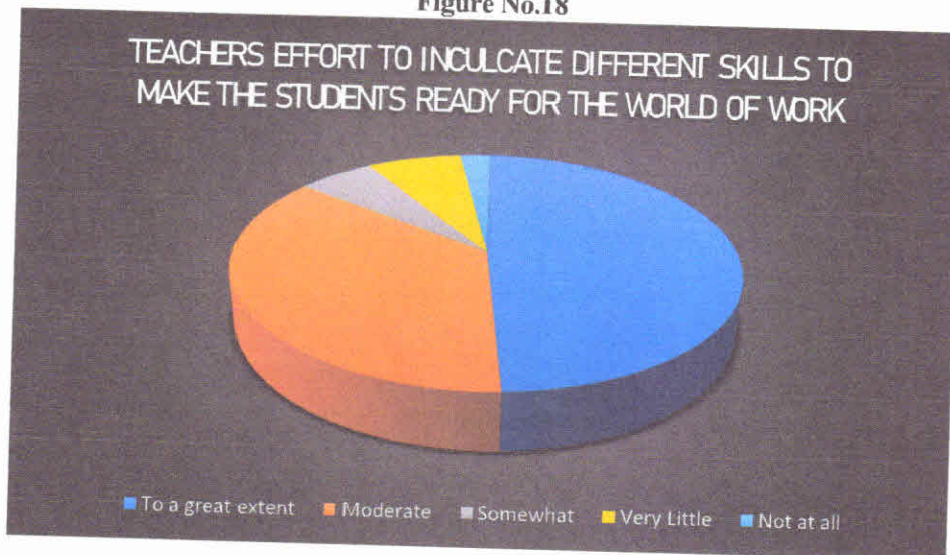


18) TEACHERS EFFORT TO INCULCATE DIFFERENT SKILLS TO MAKE STUDENTS READY FOR THE WORLD OF WORK
 Students response in the online survey has revealed the following results (Table No.18 and Figure No.18)

Table No. 18

| Teachers effort to inculcate different skills to make students ready for the world of work | % of students |
|--|---------------|
| To a great extent | 49.0 |
| Moderate | 36.0 |
| Somewhat | 5.7 |
| Very Little | 7.0 |
| Not at all | 2.2 |

Figure No.18



Chhali De
Principal
Raniganj Girls' College
P.O.Searsole Rajbari-713358
Dist-Paschim Bardhaman,(W.B.)

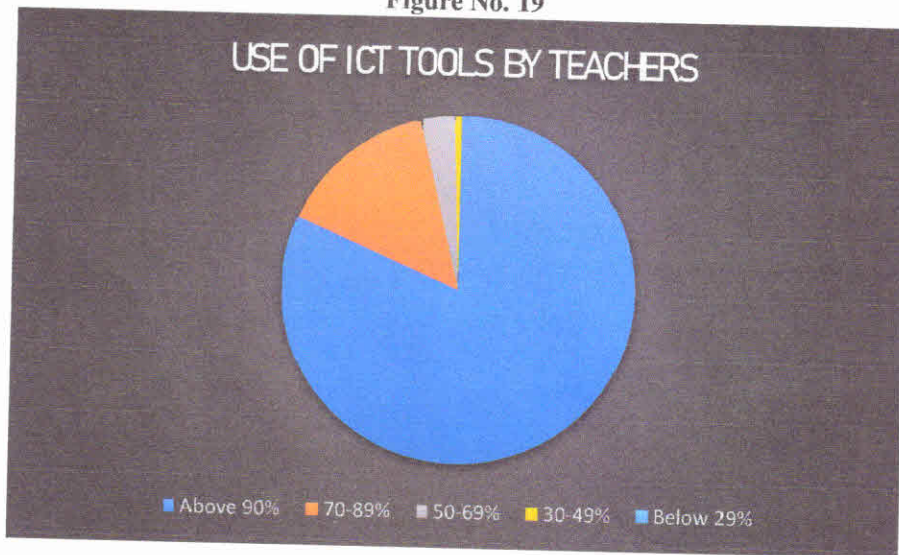
19) USE OF ICT TOOLS BY TEACHERS

Students response in the online survey has revealed the following results (Table No.19 and Figure No.19)

Table No. 19

| Use of ICT tools by teachers | % of students |
|------------------------------|---------------|
| Above 90% | 81.5 |
| 70-89% | 14.7 |
| 50-69% | 3.2 |
| 30-49% | 0.6 |
| Below 29% | 0 |

Figure No. 19



20) ACCEPTANCE OF THE OVERALL QUALITY OF TEACHING-LEARNING IN THE INSTITUTE

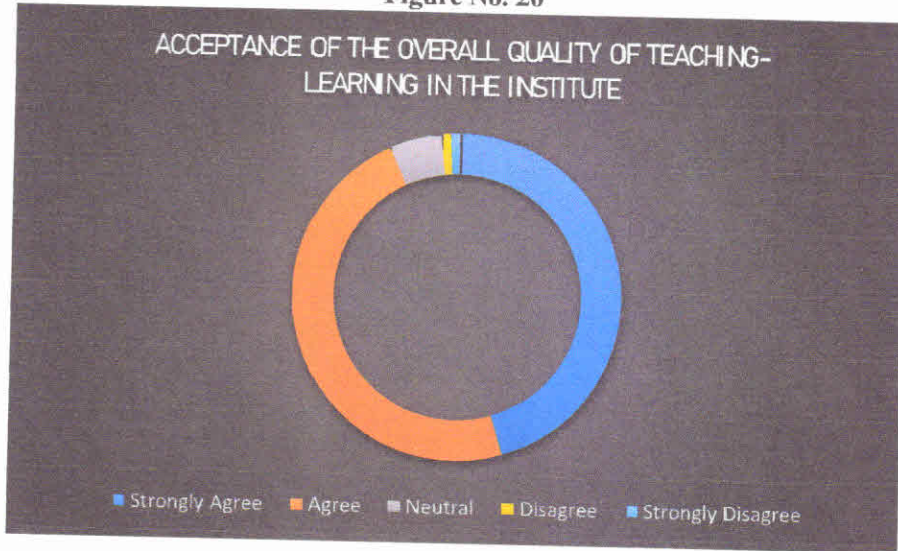
Students response in the online survey has revealed the following results (Table No.20 and Figure No.20)

Figure No. 20

| Acceptance of the overall quality of teaching-learning in the institute | % of students |
|---|---------------|
| Strongly Agree | 45.2 |
| Agree | 47.8 |
| Neutral | 5.1 |
| Disagree | 1.0 |
| Strongly Disagree | 1.0 |

Chhabi De
 Principal
 Raniganj Girls' College
 P.O.Searsole Rajbari-713358
 Dist-Paschim Bardhaman, (W.B.)

Figure No. 20



21) OBSERVATIONS/SUGGESTIONS TO IMPROVE THE OVERALL TEACHING-LEARNING EXPERIENCE IN THE INSTITUTION

The student participants have appreciated many aspects such as teaching quality, regularity in class conduction, discipline in the college etc and they have also put forth their suggestion or observations. The students have suggested improvement in library and computer laboratory facilities. They have suggested for teaching in English language. They have suggested for student exchange programme and more extra-curricular activities. They have expressed the requirement of more classrooms. They have suggested improvement of canteen facilities and drinking water facilities.

Chhalide
Principal
Raniganj Girls' College
P.O.Searsole Rajbari-713358
Dist-Paschim Bardhaman,(W.B.)